

Scaled data based on original data using
LM-79-08 Approved Method: Electrical and Photometric Measurements of Solid-
State Lighting Products

Test Report Prepared for
Cooper Lighting Solutions
(formerly Eaton)

Brand: McGRAW-EDISON

Report Number: P450496

Luminaire Tested: **GALN-SA1B-740-U-T1**

Issue Date: 1/4/2021

Test Information

Test Method: LM-79-08
Report Number: P450496
TEST IS SCALED FROM IESNA LM-79-08 TEST DATA (G3-2011-042-5)
Test Lab: INNOVATION CENTER
Issue Date: 1/4/2021
Manufacturer: COOPER LIGHTING SOLUTIONS (FORMERLY EATON)
Product Line: MCGRAW-EDISON
Catalog Number: GALN-SA1B-740-U-T1
Description: GALLEON AREA AND ROADWAY LUMINAIRE
(1) 70 CRI, 4000K, 800mA LIGHTSQUARE WITH 16 LEDS AND TYPE I OPTICS
Light Source: -
Ballast/Driver: ELECTRONIC DRIVER

Summary

Lumens per Lamp: N/A
Luminaire Lumens: 5748 lumens
Efficiency: N/A
Efficacy: 130.6 lumens/watt
Luminous Opening: Rectangular (W 0.5' x L: 0.5' x H: 0')
IES Classification: Type I - Short
BUG Rating: B2 - U0 - G2

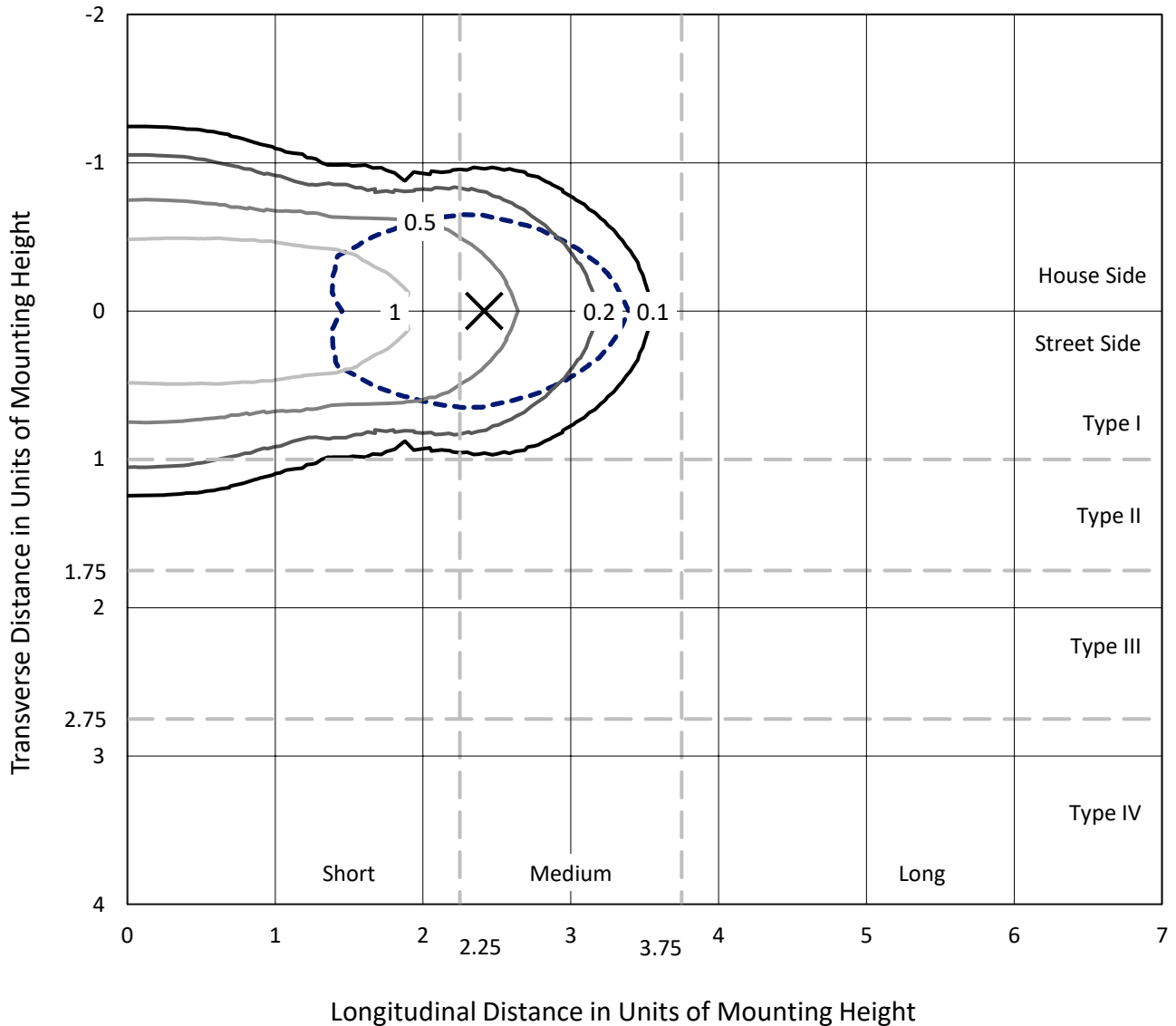
Input Watts (W): 44
Input Voltage (V): NR
Input Current (A_{in}): NR
Voltage Rise (V): NR
Power Factor: NR
Total Harmonic Distortion (THDi): NR
Frequency (hertz): 60
Stabilization Time: NR
Operation Time: NR
Ambient Temperature (°C): NR
Test Distance: 24 FT



REPORT NUMBER: P450496
 CATALOG NUMBER: GALN-SA1B-740-U-T1

Iso-Footcandle Lines of Horizontal Illumination

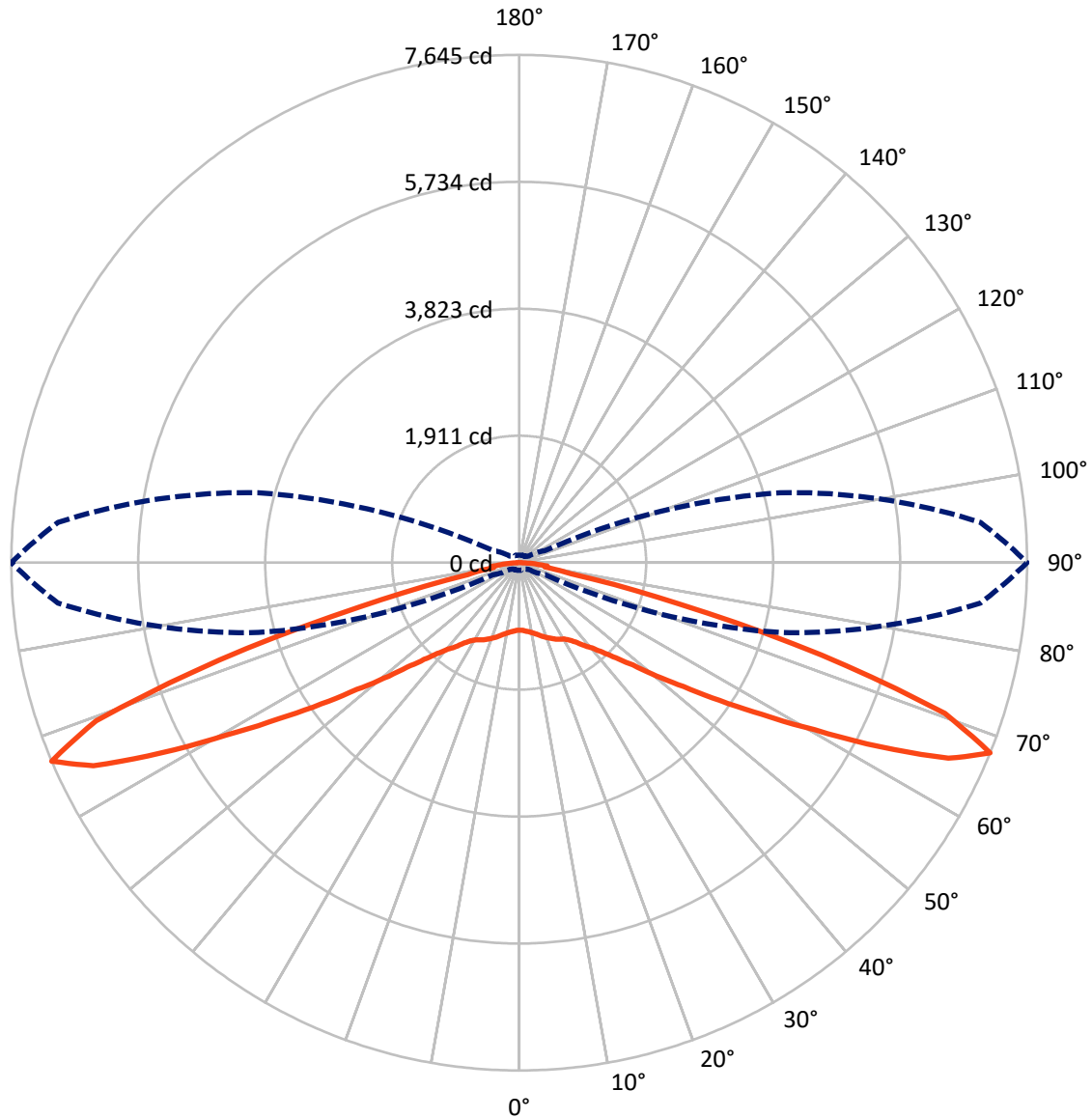
× Max cd
 - - - 1/2 Max cd



Based on 25 foot mounting height. Maximum calculated value = 1.7 fc
 Type I - Short - N/A

REPORT NUMBER: P450496
CATALOG NUMBER: GALN-SA1B-740-U-T1

Luminous Intensity Polar Plot



— Vertical Plane Through 90-Deg Lateral - - - Horizontal Cone Through 67.5-Deg Vertical



REPORT NUMBER: P450496
 CATALOG NUMBER: GALN-SA1B-740-U-T1

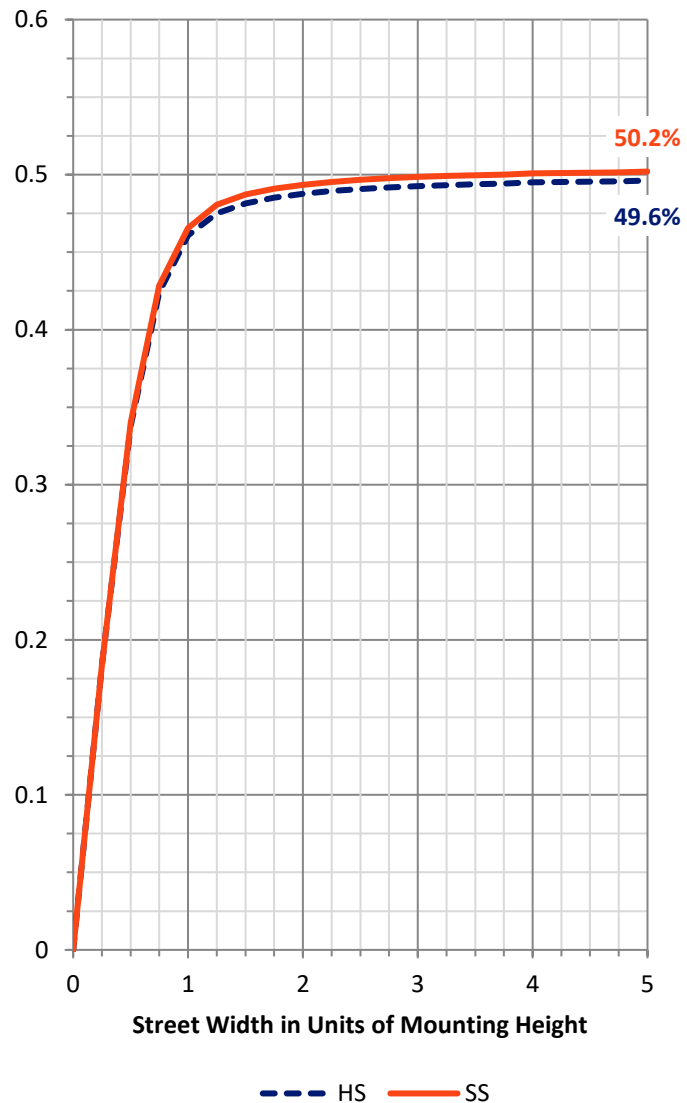
FLUX DISTRIBUTION:

		Downward	Upward	Total
House Side	Lumens	2874.0	0.0	2874.0
	% Fixture	50.0	0.0	50.0
Street Side	Lumens	2874.0	0.0	2874.0
	% Fixture	50.0	0.0	50.0
Total	Lumens	5748.0	0.0	5748.0
	% Fixture	100.0	0.0	100.0

Coefficient of Utilization

ZONAL LUMENS:

Zone	Lumens	% Fixture
0°-10°	101.5	1.8
10°-20°	324.6	5.6
20°-30°	543.3	9.5
30°-40°	736.0	12.8
40°-50°	932.3	16.2
50°-60°	1164.7	20.3
60°-70°	1369.0	23.8
70°-80°	523.7	9.1
80°-90°	53.1	0.9
90°-100°	0.0	0.0
100°-110°	0.0	0.0
110°-120°	0.0	0.0
120°-130°	0.0	0.0
130°-140°	0.0	0.0
140°-150°	0.0	0.0
150°-160°	0.0	0.0
160°-170°	0.0	0.0
170°-180°	0.0	0.0
0°-90°	5748.0	100.0
0°-180°	5748.0	100.0



REPORT NUMBER: P450496

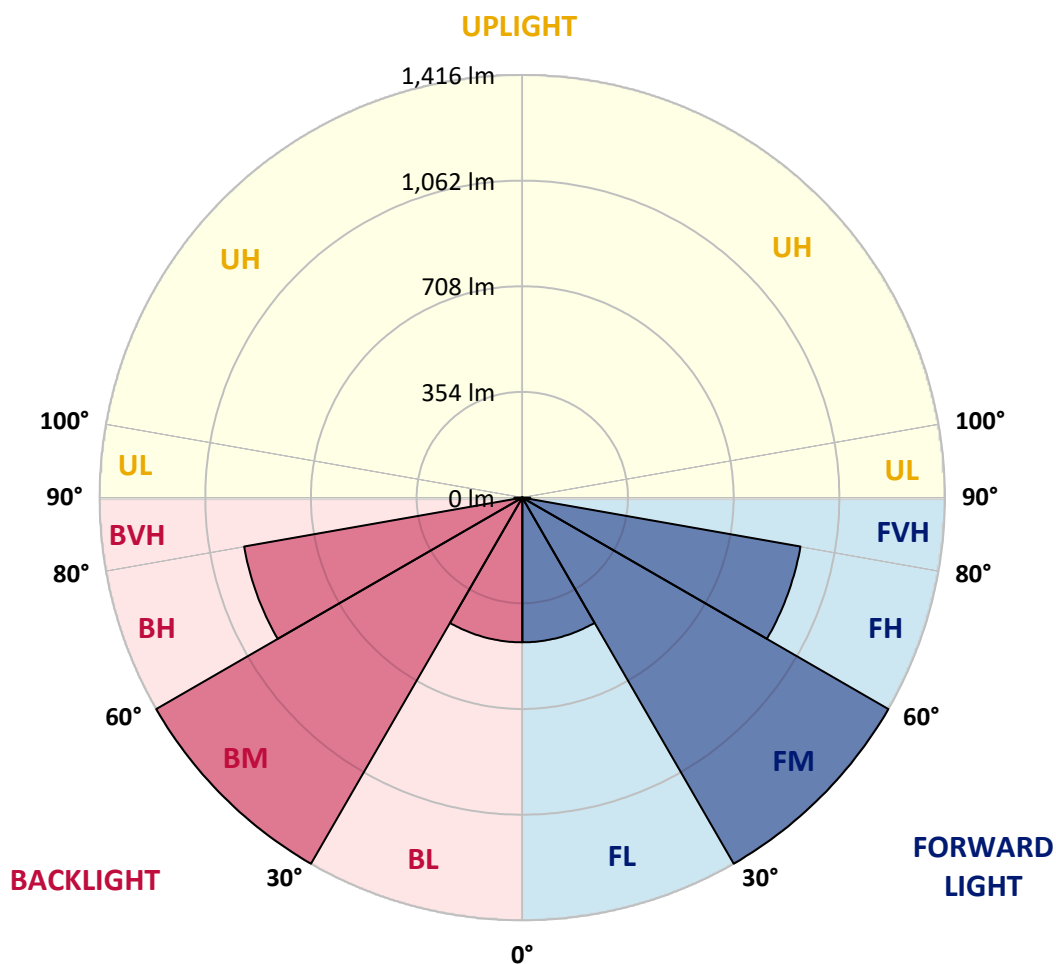
CATALOG NUMBER: GALN-SA1B-740-U-T1

LUMINAIRE CLASSIFICATION SYSTEM LUMEN TABLE AND BUG RATING:

Zone	Lumens	% Fixture	Zone Rating/Lumen Limit		
			B	U	G
FL (0°-30°)	484.7	8.4			
FM (30°-60°)	1416.5	24.6			
FH (60°-80°)	946.3	16.5			G1/1800
FVH (80°-90°)	26.5	0.5			G1/100
BL (0°-30°)	484.7	8.4	B1/500		
BM (30°-60°)	1416.5	24.6	B2/2500		
BH (60°-80°)	946.3	16.5	B2/1000		G2/1000
BVH (80°-90°)	26.5	0.5			G1/100
UL (90°-100°)	0.0	0.0		U0/0	
UH (100°-180°)	0.0	0.0		U0/0	

BUG Rating: B2-U0-G2

Type I Short





REPORT NUMBER: P450496

CATALOG NUMBER: GALN-SA1B-740-U-T1

CANDELA DISTRIBUTION (FULL):

	0°	5°	15°	25°	35°	45°	55°	65°	75°	85°	90°
0°	1017.6	1017.6	1017.6	1017.6	1017.6	1017.6	1017.6	1017.6	1017.6	1017.6	1017.6
2.5°	1030.6	1030.0	1030.3	1030.0	1030.9	1030.3	1026.5	1023.3	1020.8	1021.1	1020.1
5°	1052.6	1052.9	1053.2	1051.6	1053.9	1052.6	1046.5	1041.4	1036.4	1034.4	1033.8
7.5°	1070.7	1072.3	1073.3	1074.9	1078.7	1078.7	1075.5	1068.2	1057.0	1050.7	1050.4
10°	1088.9	1090.1	1093.0	1098.1	1104.5	1110.5	1109.2	1099.4	1085.1	1074.2	1071.7
12.5°	1095.2	1096.8	1106.4	1121.0	1135.3	1147.1	1147.1	1139.2	1120.7	1104.1	1099.4
15°	1073.0	1075.8	1093.0	1124.2	1161.8	1187.5	1193.3	1182.1	1162.4	1136.9	1131.2
17.5°	1028.7	1035.7	1060.9	1107.0	1169.4	1222.9	1239.4	1234.0	1208.5	1176.1	1169.4
20°	981.3	988.9	1015.7	1076.8	1163.0	1243.6	1291.6	1292.9	1261.4	1214.3	1204.4
22.5°	929.1	934.8	969.2	1040.8	1143.9	1248.3	1336.5	1358.5	1315.8	1252.5	1238.5
25°	870.5	876.9	912.9	990.2	1108.0	1242.9	1377.6	1425.9	1372.8	1293.2	1275.4
27.5°	814.5	817.1	855.6	934.2	1060.5	1228.9	1407.8	1488.0	1435.8	1327.0	1304.4
30°	760.7	766.8	800.8	878.5	1006.1	1201.5	1433.9	1558.7	1503.6	1362.3	1333.3
32.5°	703.7	711.1	748.0	826.6	951.7	1160.5	1449.8	1636.0	1598.1	1419.6	1388.7
35°	649.0	653.8	691.0	767.4	898.5	1112.7	1452.7	1723.2	1720.0	1506.5	1465.4
37.5°	593.0	600.0	637.5	710.7	842.2	1062.1	1438.4	1815.8	1867.1	1627.1	1582.9
40°	539.2	545.2	582.2	656.0	778.2	1000.4	1404.3	1900.5	2038.7	1751.2	1688.5
42.5°	480.6	482.2	522.6	597.7	715.5	928.8	1355.3	1975.9	2229.9	1917.7	1839.7
45°	414.1	418.2	455.8	529.6	643.6	848.6	1288.8	2038.3	2472.5	2148.5	2042.2
47.5°	347.6	351.1	385.4	458.3	565.0	756.6	1186.3	2093.1	2721.4	2441.6	2302.2
50°	282.6	284.6	312.6	377.2	476.5	659.8	1059.3	2110.6	3002.8	2856.7	2678.7
52.5°	223.4	226.3	247.6	298.2	381.9	545.6	922.1	2067.3	3331.2	3348.7	3097.9
55°	181.1	182.1	198.0	235.2	298.6	425.9	756.6	1946.7	3684.5	3979.3	3659.4
57.5°	156.0	156.6	165.5	186.2	229.8	321.2	586.9	1718.5	4001.9	4718.0	4306.8
60°	141.6	142.0	147.1	159.1	182.1	246.4	420.5	1396.3	4315.1	5540.2	5111.4
62.5°	132.7	132.7	136.2	142.9	154.1	189.1	304.6	1007.4	4529.6	6374.4	6103.2
65°	124.1	124.1	126.7	131.5	137.5	154.7	225.0	657.0	4524.2	6982.0	7100.7
67.5°	114.3	114.3	116.2	121.0	124.5	133.0	173.8	430.3	4063.9	6968.7	7645.0
70°	102.5	102.5	105.0	109.2	112.0	117.4	137.2	294.4	2985.6	5950.1	6799.0
72.5°	90.7	91.0	92.6	96.8	99.0	102.2	113.9	206.3	1831.4	4051.5	4754.0
75°	77.7	78.3	79.9	84.0	85.9	87.2	96.1	147.1	926.5	2184.4	2487.1
77.5°	62.7	64.0	64.9	69.4	70.7	72.6	79.3	106.3	406.8	784.9	791.9
80°	45.8	47.4	50.3	54.4	55.4	56.7	60.5	75.4	184.3	358.4	389.3
82.5°	33.7	36.0	32.5	37.9	37.9	36.3	42.7	50.6	84.7	354.9	424.6
85°	18.5	18.8	16.9	19.4	20.7	20.4	22.6	24.8	41.1	236.8	244.1
87.5°	4.5	4.8	5.1	6.0	7.3	7.3	8.0	7.0	13.4	76.7	43.9
90°	0.0	0.0	0.0	0.0	0.0	0.0	0.0	0.0	0.0	0.0	0.0

(END OF REPORT)